Large Tower Pop Out
100% Scale



Side 1



Side 2



Side 3

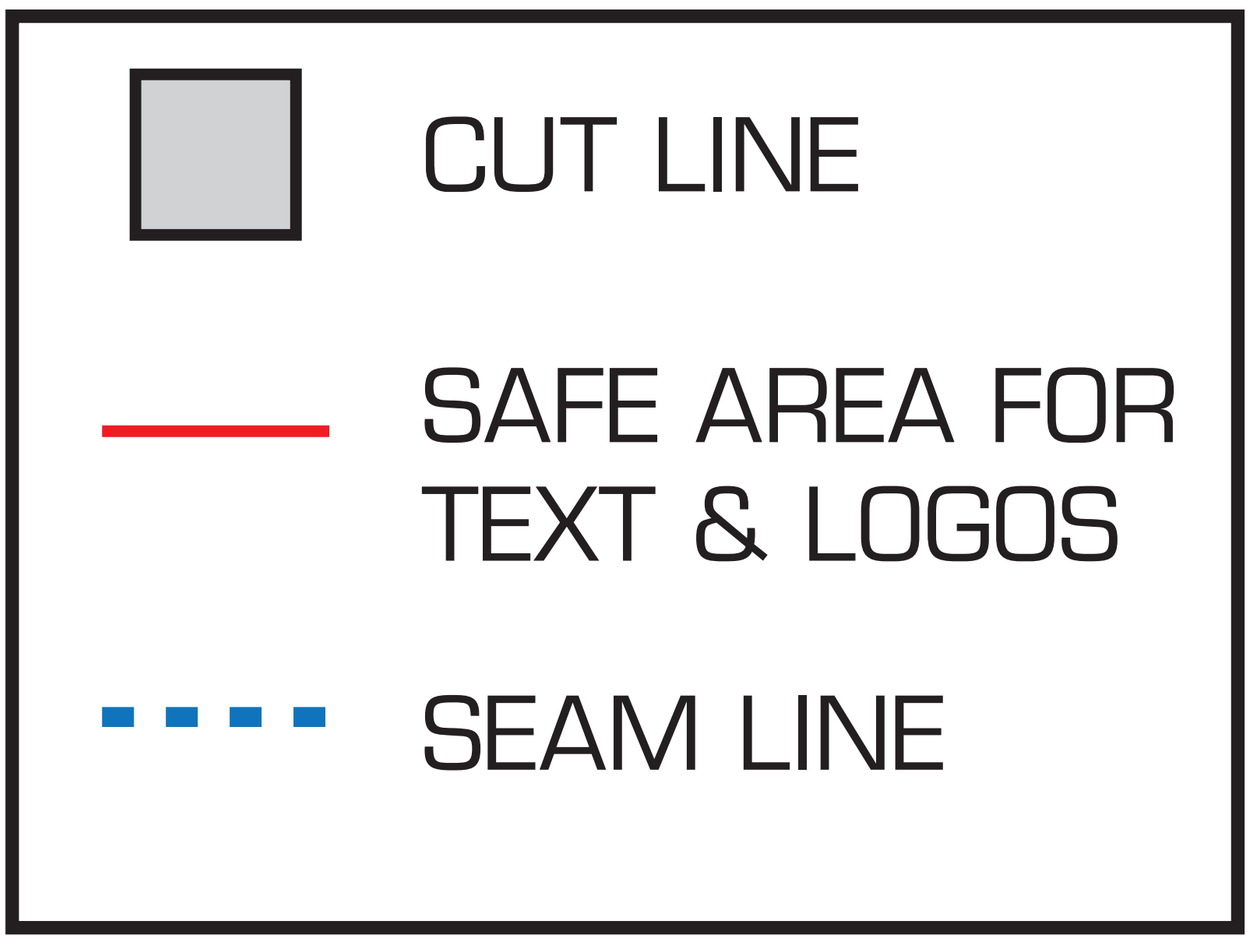


## GRAPHIC REQUIREMENTS

We only accept files created with the following software:

- Adobe Illustrator
- Adobe Photoshop

File prep and submission color matching (screen printing only)
File resolution & scale (digital printing only)

Please submit your files via:
Under 20MB: Email
20MB up to 2GB: https://kdkanopycom.wetransfer.com/
Over 2GB: CD/DVD or use personal FTP

When submitting artwork:

**Digital**

- All artwork needs to be supplied in one of these formats: Tif, Psd, Eps, or Ai.
- All fonts and strokes need to be converted to outlines.
- All artwork needs to be supplied in CMYK, we cannot print RGB.
- Do not flatten layers and please remove all hidden layers.
- Final artwork must have all images embedded, no linked files. Please provide originals in a separate file.
- Only provide the artwork that is to be printed, please crop all images to the provided templates

**Screen**

- All artwork needs to be supplied in either Eps or Ai format.
- All fonts, stokes, and stroke effects need to be converted to outlines.
- All artwork needs to be supplied in pantones or cmyk build, we cannot print RGB.
- Remove all effects from the artwork, such as Gaussian Blurs, Drop Shadows, or Gradient Mesh
- If the logo is detailed, please provide all ink colors. Do not substitute fabric punch out as a replacement color for the artwork.
- Only provide the artwork that is to be printed
- Recommended minimum stroke size to prevent detail loss should be .0625”

**Warning:**

We do not recommend combining screen and digital printing as each process yields different results with the same colors.

## COLOR MATCHING (SCREEN PRINTING ONLY)

In order to achieve color accuracy in your final prints, please include the following:

- Specify all pantone numbers in your file if applicable
- All artwork needs to be supplied in pantones or cmyk build, we cannot print RGB
- A white plate is recommended for any printing, with the exception of black ink, on any colored fabric other than white.
- Spot colors are preferred over 4 color process. Using a spot color allows us to get a closer target match to the pantone number.

With a four color process, we have a minimal control over the breakdown and final output

## FILE RESOLUTION & SCALE (DIGITAL PRINTING ONLY)

- For optimum quality your artwork should be a minimum 100dpi at full size and 200dpi at 50% scale.
- Please leave 3” from each edge to avoid having the graphic covered by the edging once sewn